

EXIT CONTROL

A Variety Of Illuminated Exit Buttons To Deactivate Any Electric Lock




OVERVIEW

Securitron manufactures a wide variety of exit pushbuttons for security applications. All units are mechanical except for the unique SP-1 which employs touch sensing technology. The series features mounting on **brushed stainless steel plates** and includes an exit prompt instruction for each model. Hookup is from **colored flying leads or labeled screw terminals**. These exit buttons are attractive, rugged, reliable and suitable for installation anywhere. The most common application is **momentary or timed release of an electric lock**. This may be accomplished by direct hookup or by signaling the Request to Exit (REX) input of an access control system. Note that depending on the door and locality, it may require the use of an exit device that will release the lock with one motion, such as Securitron's Touch Sense Bar. **Check with the local building or fire department.**

MODEL SP-1

The remarkable SP-1 uses patented Securitron **touch sensing technology** to create a push panel with no moving parts. It operates with a simple touch — even through gloves. Use is quick and convenient and there is nothing to wear out or break off. In the field of push controls, the SP-1 is the ultimate product.


The SP-1 includes an **internal timer** so that a brief touch will operate the unit for up to **25 seconds**. It features 1 Amp DPST contacts and has a mechanical redundant backup switch for extra reliability. The unit is delivered complete with a brushed stainless steel face plate, surface mount plastic backbox and 16 ft. cable. Surface mounting is necessary for touch sensing as the plate must be isolated from the wall. The unit is oversized so that it can be mounted over a single gang cut-out and mounting hole positions allow use of the standard female holes in a single gang cut-out. A three part vinyl decal is included to provide the appropriate prompt to the user and a red LED is incorporated in the backbox which illuminates when the unit is touched. **For ADA compliant systems**, an optional decal with & symbol is available (SP-1LH).



	PB	PB2	PB3	PB4	PB5
Single Gang	Yes	Yes	Yes	Yes	Yes
Narrow Style	No	No	Optional Add "N"	Optional Add "N"	No
Surface Mounted	No	No	Optional Add "ER" (non-illum.)	No	No
SPDT Contacts	No	Yes	No	Yes	No
DPST Contacts	Yes	No	Yes	No	No
DPDT Contacts	No	No	Field Modify	Optional Add "Z"	Yes
Contact Rating	7 Amps	10 Amps	3 Amps	4 Amps	10 Amps
Momentary	Yes	Yes	Yes	Yes	Yes
Alternate	Optional Add "A"	No	Optional Add "A"	Optional Add "A"	No
Non-Illum. Version	No	Optional Add "E"	Optional Add "E"	No	Optional Add "E"
Outdoor Use	Yes	No	No	No	No


MODEL PB
"Top of the Line"

The model PB features an industrial grade 1-1/2" mushroom button with 7 Amp DPST (NO/NC) contacts. It is waterproof (NEMA4) and includes 12-24 VDC bi-color illumination. The button itself illuminates green from a multi-chip LED and there is also a super-bright red LED. Momentary or alternate (Model PBA) contacts may be chosen and the switch is **UL Listed**. The model PB is available on single gang plates only and is delivered with an indoor backbox.



MODEL PB3
Smallest Size and the Most Options

The PB3 is a compact (1" x 1-3/4") push button which is also short in length so it can be supplied on a narrow stile plate (Model PB3N) and installed directly on aluminum glass door narrow stile frames. The PB3 switch has 3 Amp, DPST, UL listed contacts and it can be converted to DPDT in the field. A backbox is supplied on single gang versions and 12-24 VDC bi-color illumination is standard. An alternate action version (Model PB3A) is available, as well as a non-illuminated version (Model PB3E). A surface mount version is available (PB3ER), which is perfect for mounting under a desk.



MODEL PB2
Large and Tough

The model PB2 features a large (2" Diagonal) flush button, which is illuminated by a 25,000 hr. 12/24 VDC incandescent bulb. It includes a super-bright red LED and is available with momentary operation on a single gang plate only. It has SPDT 10 Amp contacts and is delivered with a backbox. More economical is the PB2E, which is a non-illuminated version (backbox not furnished). For ADA compliant systems, a version with ♿ symbol is available (PB2H and PB2EH). A final choice is the PB5 and PB5E (non illuminated version). This unit features a 2" round button operator in red which is required in some areas. The PB5 series also has a double pole contacts.




MODEL EEB2
Timer Integration

Securitron integrates a 30 second timer function into two existing button designs. Model PB2E becomes the model EEB2 for single gang applications, and the model PB3E becomes the model EEB3N for narrow stile mounting. The resultant package integrates with a motion detector—like Securitron's model XMS—to provide code legal exit on Access Controlled Egress Doors.



MODEL PB4
Best Damage Resistance

The PB4 incorporates an all-steel button, which has been specifically designed to resist severe attacks such as hammer blows. SPDT contacts are rated at 4 Amps and a bi-color (red/green) LED is standard. Momentary or alternate (Model PB4A) contacts may be selected and the unit is available on a single gang narrow stile (Model PB4N) stainless steel plate. The single gang version is delivered complete with an indoor backbox and finally, DPDT contacts may be specified (Model PB4-2).



ORDERING INFORMATION

Part Number	Description	Price
EEB2	Emergency Exit Button Single Gang With 30 Second Timer	\$130.00
EEB3N	Emergency Exit Button Narrow Stile With 30 Second Timer	\$130.00
PB	Push Button 1-1/2 Round Momentary Single Gang	\$140.00
PBA	Push Button 1-1/2 Round Alternate Single Gang	\$140.00
PB2	Push Button 2" Square Momentary SPDT Single Gang	\$90.00
PB2H	Push Button 2" Square Momentary With Handicap	\$90.00
PB2E	Push Button 2" Square Momentary Economy Single Gang	\$60.00
PB2EH	Push Button 2" Square Momentary Economy w/Handicap	\$60.00
PB3	Push Button 3/4" Rectangle Momentary Single Gang	\$90.00
PB3A	Push Button 3/4" Rectangle Alternate Single Gang	\$90.00
PB3AN	Push Button 3/4" Rectangle Alternate Narrow Stile	\$90.00
PB3E	Push Button 3/4" Rectangle Momentary Economy Single Gang	\$70.00
PB3EA	Push Button 3/4" Rectangle Alternate Economy Single Gang	\$70.00
PB3EAN	Push Button 3/4" Rectangle Alternate Economy Narrow Stile	\$70.00
PB3EAR	Push Button Remote Alternate Economy Surface Mount	\$60.00
PB3EN	Push Button 3/4" Rectangle Momentary Economy Narrow Stile	\$70.00
PB3ER	Push Button Remote Momentary Economy Surface Mount	\$60.00
PB3N	Push Button 3/4" Rectangle Mom Narrow Stile	\$90.00
PB4	Push Button 1" Stainless Steel Momentary Single Gang	\$100.00
PB4-2	Push Button 1" Stainless Steel Momentary DPDT Single Gang	\$120.00
PB4A-2	Push Button 1" Stainless Steel Alternate DPDT Single Gang	\$120.00
PB4AN-2	Push Button 1" Stainless Steel Alternate DPDT Narrow Stile	\$120.00
PB4N	Push Button 1" Stainless Steel Momentary Narrow Stile	\$100.00
PB4N-2	Push Button 1" Stainless Steel Momentary DPDT Narrow Stile	\$120.00
PB5	Push Button 2" Diameter Red Momentary DPDT-S/G With Light	\$110.00
PB5E	Push Button 2" Round Red Momentary DPDT-S/G Without Lights	\$80.00
SP-1	Touch Sensor Plate	\$150.00
SP-1L	Sensor Plate Label	\$6.00
SP-1LH	Label Touch Plate Handicap Decal Blue Vinyl	\$6.00

